



# Pletronics

## Crystal Controlled Oscillators LVDS OUTPUT RoHS 6/6 Compliant

### LV55D Series

LCC Ceramic Package  
3.2 x 5.0 x 1.35 mm

- ◆ 3rd Overtone crystal
- ◆ Enable/Disable function on pad 1
- ◆ Small SMD package for high density board designs



### LV77D Series

LCC Ceramic Package  
5.0 x 7.0 x 1.7 mm


- ◆ 3rd Overtone crystal
- ◆ Enable/Disable function on pad 1



### LV55F and LV55G Series

LCC Ceramic Package  
3.2 x 5.0 x 1.35 mm


- ◆ LV55F is Fundamental crystal
- ◆ LV55G is 3rd Overtone crystal
- ◆ Improved rise and fall times
- ◆ Enable/Disable function on pad 1
- ◆ Small SMD package for high density board designs



### LV77F and LV77G Series

LCC Ceramic Package  
5 x 7 x 1.7 mm


- ◆ LV77F is Fundamental crystal
- ◆ LV77G is 3rd Overtone crystal
- ◆ Improved rise and fall times
- ◆ Enable/Disable function on pad 1



### LV99D Series

LCC Ceramic Package  
5.0 x 7.0 x 1.7 mm

- ◆ Advanced Synthesized design
- ◆ uses a fundamental mode crystal
- ◆ Frequencies from 10MHz to over 600MHz.
- ◆ Low jitter
- ◆ Excellent Temperature Stability
- ◆ Enable/Disable function on pad 1
- ◆ Uniform pricing for all frequencies.

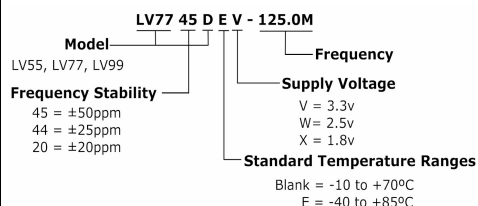


| Pletronics Part Series | Package Size | Crystal Mode | Frequency Range (MHz) | Tr/Tf Maximum (pS) | Duty Cycle % | Typical RMS Jitter (pS) |            | Current with Load (ma) | Supply Voltage |      |      |
|------------------------|--------------|--------------|-----------------------|--------------------|--------------|-------------------------|------------|------------------------|----------------|------|------|
|                        |              |              |                       |                    |              | 12KHz-20MHz             | 10Hz-20MHz |                        | 1.8V           | 2.5V | 3.3V |
| LV55D                  | 3.2x5 mm     | 3rd OT       | 80-325                | 900                | 45-55        | 0.4                     | 2.6        | 66                     | ✓              | ✓    | ✓    |
| LV55F                  | 3.2x5 mm     | Fund.        | 13-110                | 400                | 45-55        | 0.4                     | 1.0        | 27                     |                | ✓    | ✓    |
| LV55G                  | 3.2x5 mm     | 3rd OT       | 35-220                | 400                | 45-55        | 0.4                     | 0.9        | 40                     |                | ✓    | ✓    |
| LV77D                  | 5x7 mm       | 3rd OT       | 1.0-325               | 900                | 45-55        | 0.4                     | 2.6        | 66                     | ✓              | ✓    | ✓    |
| LV77F                  | 5x7 mm       | Fund         | 13-110                | 400                | 45-55        | 0.4                     | 1.0        | 27                     |                | ✓    | ✓    |
| LV77G                  | 5x7 mm       | 3rd OT       | 35-220                | 400                | 45-55        | 0.4                     | 0.9        | 40                     |                | ✓    | ✓    |
| LV99D                  | 5x7 mm       | Fund. Synth. | 10.9-670              | 300                | 47-53        | 0.6                     | 2.1        | 90                     |                |      | ✓    |

### FEATURES

- ◆ Excellent phase noise characteristics
- ◆ All have Tri-State with Power Standby modes
- ◆ Temp range: -10° to +70°C Standard, -40° to +85°C Extended
- ◆ Available Tolerances: +/- 20PPM, +/- 25PPM, and +/- 50PPM
- ◆ Most common frequencies in stock

### Part Numbering



### APPLICATIONS

Ideal reference clocks for high-speed applications requiring low jitter, including:

- ◆ 1/10 Gigabit Ethernet
- ◆ 2/4/10G Fibre Channel
- ◆ Server & Storage platforms
- ◆ SONET/SDH linecards.